


Pack of 2 LED panels slim 120X30 cm - Driver Philips - 44W - UGR19

Ref. K5236-2

PACK x 2 recessed LED panels 120X30 cm - Driver Philips. Elegant and ultra slim panels with advanced technology for a powerful and uniform illumination in three shades of white (3000K, 4000K, 6000K). They have a power of 44W and a luminous flux of 2900 lumens. Ideal for offices, conference rooms, schools or hospitals. High color rendering index (CRI>80) for accurate color rendering and low glare index (UGR<19). Can be mounted in false ceilings or recessed in plasterboard with recessing frame (not included).



Product data




Hue	Cool white, Neutral white, Extra warm white
Kelvin (K)	3000, 6000, 4000
CRI	80-85
LED Type	SMD 2835
Dimmable	Yes, by replacing the driver
Power (W)	44
Nominal Voltage (V)	230
Frequency (Hz)	50 - 60
Driver	External
Sensor	No
Dimensions (mm) LxIxh	1200x300x6mm
Diffuser material	Polycarbonate
Use Outdoor	No
IP	IP65
Frequency of use	Intensive
Lifetime (h)	25000
Certificates	CE, ROHS
Warranty	3 years

↔ Driver Philips 123x43mm



Cutting dimensions (mm)	1200x300mm
Mounting	Recessed
LED Panel dimensions	120x30

Product variants

Reference	Attributes	
K5236-2-BC	Colour temperature - Warm White	 A rectangular LED panel is shown at an angle, emitting a warm white glow. A small blue square icon with the number '2' is in the top left corner. A Philips logo is visible in the bottom right corner.
K5236-2-BN	Colour temperature - Neutral White	 A rectangular LED panel is shown at an angle, emitting a neutral white glow. A small blue square icon with the number '2' is in the top left corner. A Philips logo is visible in the bottom right corner.
K5236-2-BF	Colour temperature - Cool White	 A rectangular LED panel is shown at an angle, emitting a cool white glow. A small blue square icon with the number '2' is in the top left corner. A Philips logo is visible in the bottom right corner.