





24W
CRI >80
LED
120°
100lm/W
CHIP
SMD 2835



Square LED Surface Mounted Ceiling Lamp 24W High Efficiency

Ref. B1030-B-24W

Surface mounted LED ceiling light with a square shape and a power of 24W. Modern and minimalist design with dimensions of 289x289mm. Made of polycarbonate with white trim. Homogeneous and intense light, thanks to the opal polycarbonate diffuser. The DOB offers a high efficiency LED ceiling light with a luminous efficiency of 80lm/W, low consumption, no noise and no flicker. Beam opening angle of 120 degrees. Ideal LED luminaire for both professional and private use. Very homogeneous general lighting in any indoor room. Perfect choice for homes, offices, restaurants, etc. ✓ 24W ✓ 230V ✓ 120° ✓ IP20




Product data

Hue	Cool white, Neutral white
Kelvin (K)	6000, 4000
Lumens (Lm)	1900
Efficiency (Lm/w)	80
CRI	80-85
LED Type	SMD 2835
Dimmable	No
Power (W)	24
Nominal Voltage (V)	230
Frequency (Hz)	50 - 60
Orientable	No
Dimensions (mm) LxLxh	289x289x35mm
Material	Polycarbonate
Use Outdoor	No
IP	IP20
Temperature range	-20°C ~ +40°C
Frequency of use	Normal
Lifetime (h)	25000



Energy efficiency class	A+ (2021)
Certificates	CE, ROHS
Warranty	3 years
Mounting	Surface

Product variants

Reference	Attributes	
B1030-B-24W-BN	Colour temperature - Neutral white 4000K	
B1030-B-24W-BF	Colour temperature - Cool white 6000K	