

**100lm/W**  
Alta eficiencia  
High efficiency  
Haute efficacité

**22W**



Driver de fuente  
de luz integrado

Ángulo de 120°  
Luz brillante y amplia



## Square recessed LED downlight 22W Cut 190 X 190mm

### Ref. B1040

Square recessed LED downlights with a power of 22W. Outer diameter of Ø224mm, depth of 27.5mm and cutting diameter of Ø190mm. Slim downlight manufactured with a polycarbonate housing with white trim and an opal polycarbonate diffuser to provide a homogeneous and intense light. Downlights perfect for both professional and domestic use. Thanks to the DOB it is a luminaire that does not emit any noise or flicker. Excellent combination of efficiency and quality design. 22W230V120°IP20

### 3 temperaturas de color






### Product data

Hue	Cool white, Neutral white, Warm white
Kelvin (K)	3000, 6000, 4000
Lumens (Lm)	2200
Efficiency (Lm/w)	100
CRI	80-85
LED Type	SMD 2835
Dimmable	No
Nominal Voltage (V)	230
Orientable	No
Dimensions (mm) LxLxh	224x224x27.5
Material	Polycarbonate
Diffuser material	Polycarbonate
Use Outdoor	No
IP	IP20
Temperature range	-20°C ~ +40°C
Frequency of use	Normal
Lifetime (h)	25000
Energy efficiency class	A+ (2021)



Certificates	CE, ROHS
Warranty	According to legal guarantee: 2 years
Cutting dimensions (mm)	Ø190-200
Mounting	Recessed

## Product variants

Reference	Attributes	
B1040-B-22W-BF	Colour temperature - Cool White	 <p>100lm/W A++ efficiency High efficiency RoHS compliant</p> <p>LED</p> <p>22W</p>
B1040-B-22W-BN	Colour temperature - Neutral White	 <p>100lm/W A++ efficiency High efficiency RoHS compliant</p> <p>LED</p> <p>22W</p>
B1040-B-22W-BC	Colour temperature - Warm White	 <p>100lm/W A++ efficiency High efficiency RoHS compliant</p> <p>LED</p> <p>22W</p>