




6W
CRI >80
LED
120°
100
lm/W
CHIP
SMD 2835



Surface mounted LED ceiling lamp 6W High Efficiency

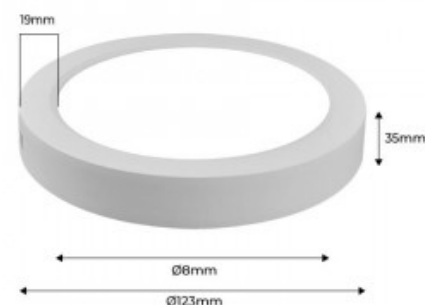
Ref. B1230

Surface mounted 6WLED ceiling light with dimensions of Ø123x35mm. Polycarbonate housing with quality white finish. DOB technology offers high efficiency, low consumption, no flicker (no flicker), no noise. 120 degree beam opening angle. Perfect lighting that combines excellent efficiency with a compact design for any indoor room. Ideal luminaire for both professionals and individuals. ✓ 6W ✓ 230V ✓ 120° ✓ IP20






Product data

Hue	Cool white, Neutral white, Warm white
Kelvin (K)	3000, 6000, 4000
Lumens (Lm)	600
Efficiency (Lm/w)	100
CRI	80-85
LED Type	SMD 2835
Dimmable	No
Nominal Voltage (V)	230
Orientable	No
Dimensions (mm) LxLxh	123x123x35
Material	Polycarbonate
Diffuser material	Polycarbonate
Use Outdoor	No
IP	IP20
Temperature range	-20°C ~ +40°C
Frequency of use	Normal
Lifetime (h)	25000
Energy efficiency class	A+ (2021)



Certificates	CE, ROHS
Warranty	According to legal guarantee: 2 years
Mounting	Surface

Product variants

Reference	Attributes	
B1230-B-6W-BF	Colour temperature - Cool White	 <div>6W CRI >80 IP20 230V 50/60 Hz L90 >25k</div>
B1230-B-6W-BN	Colour temperature - Neutral White	 <div>6W CRI >80 IP20 230V 50/60 Hz L90 >25k</div>
B1230-B-6W-BC	Colour temperature - Warm White	 <div>6W CRI >80 IP20 230V 50/60 Hz L90 >25k</div>