


**100lm/W**  
Alta eficiencia  
High efficiency  
Haute efficacité



**6W**



## Recessed circular LED downlight 6W Cut Ø95mm

### Ref. B1241

6W circular recessed LED downlight, outer diameter of Ø118mm, with a depth of 25.5mm and a cutting diameter of Ø95mm. White housing and polycarbonate diffuser. Thanks to the DOB, this type of downlight has no flicker or any electromagnetic noise, unlike lighting with switched sources. Ideal lighting solution combining excellent efficiency with compact design. 6W230V120°IP20



Driver de fuente  
de luz integrado

Ángulo de 120°  
Luz brillante y amplia






### Product data

Hue	Cool white, Neutral white, Warm white
Kelvin (K)	3000, 6000, 4000
Lumens (Lm)	600
Efficiency (Lm/w)	100
CRI	80-85
LED Type	SMD 2835
Dimmable	No
Nominal Voltage (V)	230
Orientable	No
Dimensions (mm) LxLxh	118x118x25.5
Material	Polycarbonate
Diffuser material	Polycarbonate
Use Outdoor	No
IP	IP20
Temperature range	-20°C ~ +40°C
Frequency of use	Normal
Lifetime (h)	25000
Energy efficiency class	A+ (2021)



Certificates	CE, ROHS
Warranty	According to legal guarantee: 2 years
Cutting dimensions (mm)	Ø95-100
Mounting	Recessed

Product variants

Reference	Attributes	
B1241-B-6W-BF	Colour temperature - Cool White	<div><div>100lm/W A++ efficiency High efficiency RoHS compliant</div><div>LED</div><div>6W</div></div>
B1241-B-6W-BN	Colour temperature - Neutral White	<div><div>100lm/W A++ efficiency High efficiency RoHS compliant</div><div>LED</div><div>6W</div></div>
B1241-B-6W-BC	Colour temperature - Warm White	<div><div>100lm/W A++ efficiency High efficiency RoHS compliant</div><div>LED</div><div>6W</div></div>