



LED T5 16W 120cm (1165mm) opal glass LED T5 tube


Ref. B4029-120

LED Tube T5 Opal 16W. LED Tube T5 Opal 16W. The Crystal T5 LED Tube has two side connections for easy installation, emits a powerful illumination and low power consumption, contains 16W that provide us with an illumination equivalent to conventional fluorescent tubes.✓ Opal Coverage: It does not emit glare. Overheating and short circuit protection.✓ Opening angle 300°.✓ Instant on ✓ Flicker-free





Product data

| | |
|---------------------|---------------------------|
| Hue | Cool white, Neutral white |
| Kelvin (K) | 6000, 4000 |
| Lumens (Lm) | 1954 |
| Efficiency (Lm/w) | 122 |
| CRI | 80-85 |
| Beam angle (°) | 300 |
| UGR | < UGR19 |
| LED Type | SMD 2835 |
| Dimmable | No |
| Equivalence (W) | 30 |
| Nominal Voltage (V) | 230 |
| Frequency (Hz) | 50 - 60 |
| Power factor (cosφ) | 0,95 |
| Driver | Internal |
| Sensor | No |
| Detection range (m) | No |
| Detection angle (°) | No |
| Socket | G5 |



| | |
|-------------------------|----------------------------|
| Tube type | T5 |
| Orientable | No |
| Dimensions (mm) LxIxh | Øx1165 |
| Material | Plastic |
| Diffuser material | Crystal |
| Use Outdoor | Yes, with waterproof lamps |
| IP | IP20 |
| Temperature range | No |
| Frequency of use | Intensive |
| Lifetime (h) | 25000 |
| Energy efficiency class | A+ |
| Certificates | CE, ROHS |
| Warranty | 3 years |

Product variants

| Reference | Attributes | |
|-------------|------------------------------------|---|
| B4029-120BF | Colour temperature - Cool White |  |
| B4029-120BN | Colour temperature - Neutral White |  |