


ECLIPSE" LED wall lamp 12W

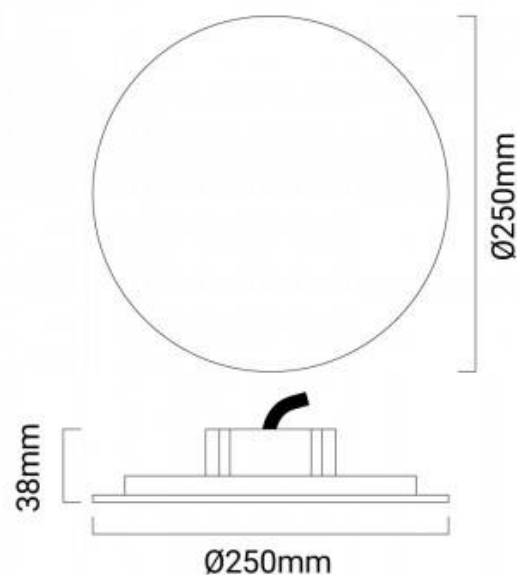
Ref. L5033

LED wall light with circular shape, which emits indirect light, with a consumption of only 12W in warm white 2700K. Powder coated aluminum housing with rough matte finish. The electronics consists of EagleRise driver and SAMSUNG LED chip. It is ideal for diffused lighting and a cozy atmosphere. Suitable for wet areas as it is IP44 rated. Combine it with its little brother, the Ø200mm model and 9W of consumption, creating unique lighting setups in your home. 12W - 2700K 230V Ø250x38mm IP44




Product data

Hue	Warm white
Kelvin (K)	2700
Lumens (Lm)	900
CRI	80-85
LED Type	SMD 2835
Dimmable	No
Power (W)	12
Nominal Voltage (V)	230
Frequency (Hz)	50 - 60
Driver	EagleRise
Dimensions (mm) LxLxh	Ø250x38
Material	Aluminum
Diffuser material	Plastic
Use Outdoor	No
IP	IP44
Temperature range	-20°C ~ +40°C
Frequency of use	Normal
Lifetime (h)	25000



Energy efficiency class	A+ (2021)
Certificates	CE, ROHS
Warranty	According to legal guarantee: 2 years
Mounting	Surface
Style	Minimalist

Product variants

Reference	Attributes	
L5033-B	Colour - White	
L5033-N	Colour - Black	