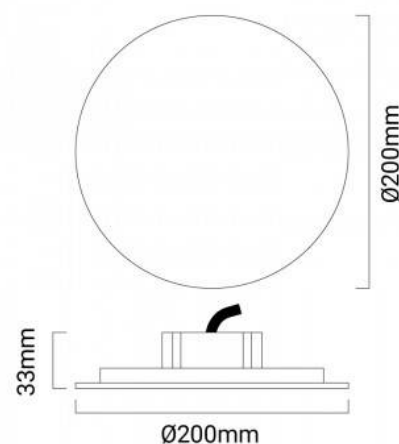




ECLIPSE" LED wall lamp 9W

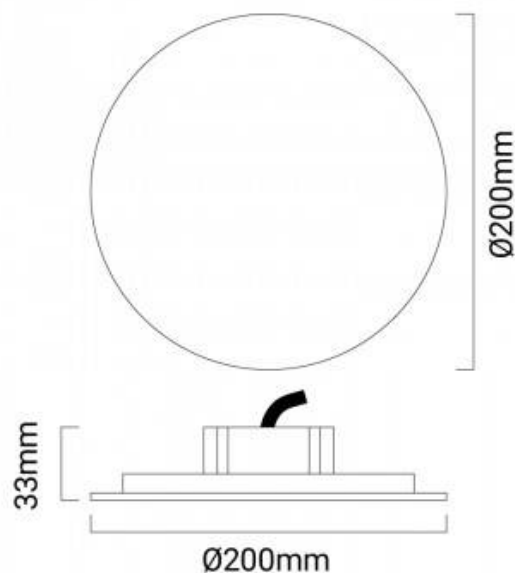
Ref. L5037

Circular LEDwall light with indirect light emission, with a power of 9W in warm white 2700K. Made of aluminum, powder coated with matte finish. Includes top quality components: EagleRise driver and SAMSUNG LED chip. Perfect for diffused and cozy lighting. Suitable for installation in wet areas thanks to its IP44 degree of protection. Not suitable for outdoor use. Combine it with its big brother, the model of Ø250mm and 12W of power, and you will create unique effects. 9W - 2700K 230V Ø200x33mm IP44




Product data

Hue	Warm white
Kelvin (K)	2700
CRI	80-85
LED Type	SMD 2835
Dimmable	No
Power (W)	9
Nominal Voltage (V)	230
Frequency (Hz)	50 - 60
Driver	Eaglerise
Dimensions (mm) LxLxh	Ø200x33
Material	Aluminium
Diffuser material	Polycarbonate
Use Outdoor	No
IP	IP44
Temperature range	-20°C ~ +40°C
Frequency of use	Normal
Lifetime (h)	25000
Energy efficiency class	A+ (2021)



Certificates	CE, ROHS
Mounting	Surface
Style	Minimalist

Product variants

Reference	Attributes	
L5037-B	Colour - White	
L5037-N	Colour - Black	