

ST124C-B

Sensor on/off via moving hand
or opening and closing of the door



Instruction

WELCOME TO USE ST124C-B IR SENSOR!

ST124C-B is a short distance IR sensor. Its ON or OFF is controlled by moving hand or opening and closing of the door. When you slide the switch to the Wave mode, you move your hands towards the IR sensor, it gets detection and turn on the light. The light will be switched off until the IR sensor detects another movement by hands. When you slide the switch to the Door mode, you open the door, the sensor detects the motion and turns on the lights. The lights will be switched off until both of the 2 doors are closed.

SPECIFICATION:

Voltage: 220-240V/AC

Rated Load: Max.2000W
1000W

Power Frequency: 50/60Hz

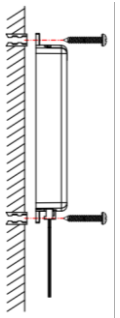
Detection Distance: 5-6cm

Working Temperature: -20~+50°C

Power Consumption: approx:0.5W

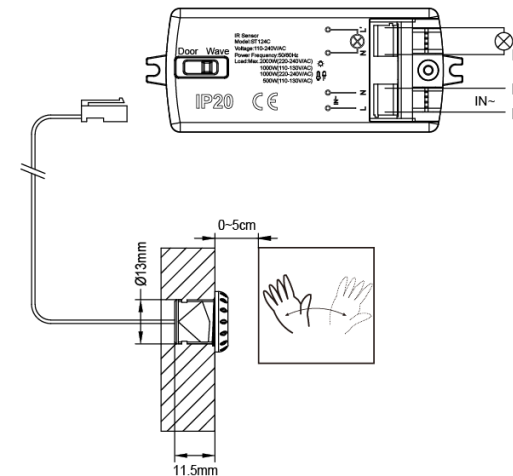
INSTALLATION:

- Switch off the power.
- Install the product on the wall with two enclosed inflated screws.
- Connect the sensor with power supply and the load as per the connection-wire diagram. Then turn on the power and test it.

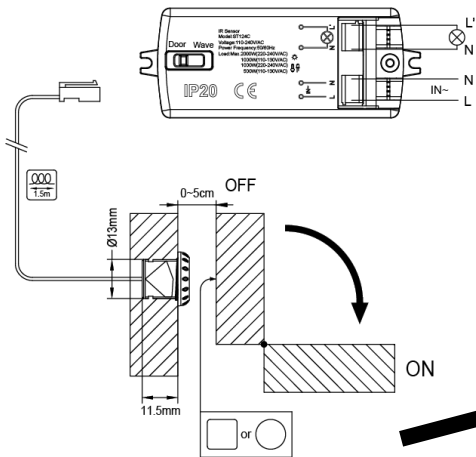


CONNECTION-WIRE DIAGRAM:

1. When you slide the switch to the Wave position, it works via moving hand as below figure.



2. When you slide the switch to the Door position, it works via opening and closing of the door as below figure.



1. When the door opening (>5cm), the lights will be turned on

2. When both of the 2 doors being closed, the lights will be turned off

To get better sensitivity, you can paste one silver label as picture on the door facing to the sensor

TEST:

- Turn on the power.
- When you slide the switch to the Wave position, you move your hands towards the IR sensor's 1 or 2 detectors, it gets detection and turn on the light. The light will be switched off until the IR sensor detects another movement by hands.
- When you slide the switch to the Door position, you open 1 door or 2 doors, the sensor detects the motion and turns on the lights. The lights will be switched off until the 2 doors are closed.

NOTE: Within the detection field, there shouldn't be any hindered or unrest objects affecting detection.