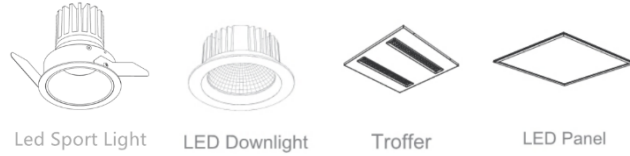


INSTALLATION SHEET

It is recommended that luminaires are installed and fitted by a qualified electrician ensuring the installation complies to the current wiring. These instructions should be read carefully & retained after installation for future reference & maintenance.



INSTRUCTION:

Model: B1067

It CONVERTS 24-100W OF LED LUMINAIRE - WITH DRIVER - IN EMERGENCY. With the LiFePO4 6.4V 1800mAh emergency battery you will be able to convert any LED luminaire into an emergency. Especially for Trip-proof LED tubes. Its operation is by regulating the luminaire to 10W emergency output and maintain 180mins emergency time automatically when the main power cuts. Maximum of 100W. (Not suitable for Driverless products).

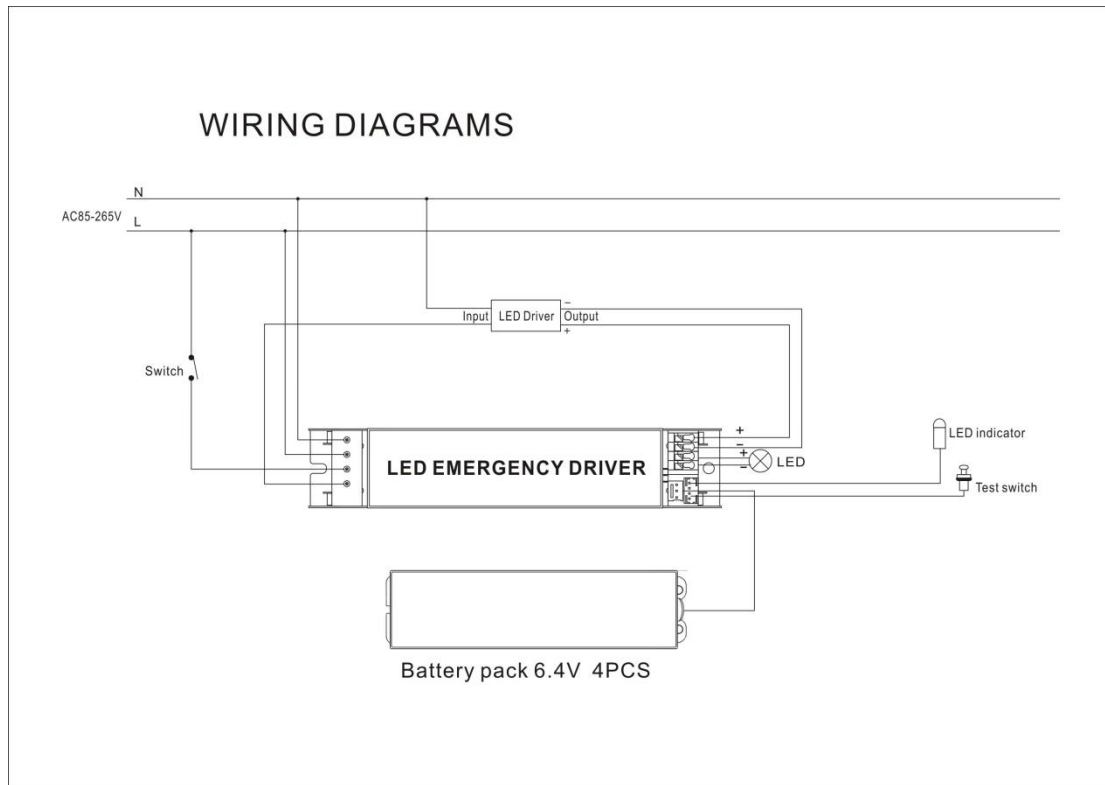
MAIN FEATUERS:

- Match 20-100W LED lamp and LED tubes
- Emergency Power: Constant 3W
- Emergency time: 180mins
- AC input 85-265V, DC output: 9-175V
- Battery type: LiFePO4 can be replacement

PARAMETERS:

Input Voltage	85-265V 50/60HZ	Battery Type	6.4V 1800mAh LiFePO4
Match Light Source	24-100W LED LAMP	Dimension	Driver: 15.9*3.2*2.25cm Battery: 16.3*3.8*2cm
Emergency Output Power	3W Constant Output	Protection Grade	IP20
Emergency Conversion Time	<1S	Charging time	24hours
Working Temperature	-10~50°C	Emergency time	180mins
Material	Metal	Warranty	3 years

SCHEMATIC WIRING DIAGRAM



INSTALLATION

Connecting method: Please find the WIRING DIAGRAM on the surface of emergency driver itself and Note: this should be operated by professional technical for your safety

Step1: Isolate mains power supply

Step2: According to our wiring diagram, connect the led emergency drivers to the led fixtures.

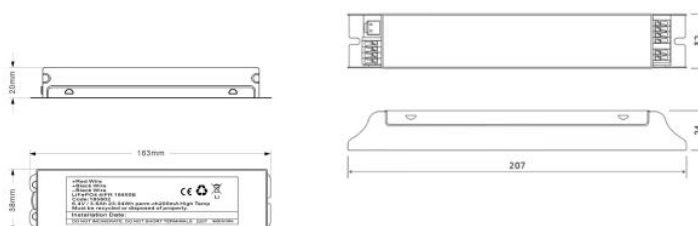
Step 3: Wiring off the building's electricity network. Check all of the wiring set up well.

Step 4: Open the mains power, Lights on the LED lamp switch on/off to control lights. Check the emergency function, cut off the main supply, led lamp switch to emergency output immediately.

INDICATOR:

Red LED indicator shows main power is on.

SIZE



Customized

Pattern Design	Available, please send us your design artwork
LOGO Printing	Available on Packaging box, or sticker on the product
Packaging include	1pc*led emergency driver; 1pc*battery pack; 1pc* led connector; 1pc* indicator light line
Packaging	25pcs per carton, carton size: 26*21*21cm, carton weight: 8/9kg

NOTICE:

When using electrical equipment, basic safety precautions should always be followed including the following:

1. Do not use outdoors.
2. Do not mount near gas or electric heaters.
3. Equipment should be mounted in locations and at heights where it will not be subjected to tampering by unauthorized personnel.
4. The use of accessory equipment not recommended by the manufacturer may cause an unsafe condition.
5. Do not use this equipment for other than its intended use.
6. This equipment has not been investigated for use in an air-handling fixture, it is not suitable in a heated air outlet.
7. Battery: in normal occasion, please change battery when discharging time is less than 100 minutes after being charged for 24 hours or battery leakage. When changing battery, Cut off the main power, take apart the lamp, removing the battery plug and replace the old one with a new battery of same specification, then the driver will be OK. Usually the lifespan of battery can be more than 3 years. Note: The positive and negative of battery should not be connected reverse, and we should avoid directly short-circuit the battery. Explosion will be caused if using mismatched battery. Please abide by local rules when discarding old battery.
8. Light source: 24-100W LED lamps with external driver, please change to the same light source if light source is broken or brightness is not enough.
9. The main power supply of this emergency driver should be controlled by the light's switch, NOT influenced by the other switches.

STORAGE:

If the emergency driver is not used for over 3 months, it should be connected to AC power for full charging and discharging (until LED lamp is completely off). Then keeping the emergency driver on main power for 24 hours and put it in dry ventilated place.



The Waste Electrical & Electronic Equipments regulations (WEEE) requires that products bearing this symbol must not be disposed of with household waste as they may contain substances harmful to the environment. The local authority can provide advice on recycling.